






4 classes are recording how many books they read in a week. Here are the results of how many books they read last week.

Class	Books read
Class 1	
Class 2	
Class 3	
Class 4	



Key
 = 5 books

- Which class read the most books?
- Which class read the least books?
- How many more books did Class 4 read than Class 2?

Complete the pictogram using the information.

- Group 2 collected 40 apples.
- Group 4 collected half as many apples as Group 1
- Group 5 collected 20 more apples than Group 3

Key
 = 8 apples

Group	Apples
1	
2	
3	
4	
5	

How many apples did each group collect?









Class 3 are counting the colour of cars that pass the school.

Red	Blue	Black	Silver	White	Other
12	6	14	10	14	2

Draw a pictogram to represent their findings.

Ron, Amir and Alex record the scores of six football matches. Unfortunately, Ron spilt paint on them.


Record the results based on what the children remember.

Match	Number of goals  = 2 goals
1	
2	
3	
4	
5	
6	 



Match 1 had 3 more goals than match 3

Match 6 had 1 less goal than match 2



Match 4 had twice as many goals as match 3