

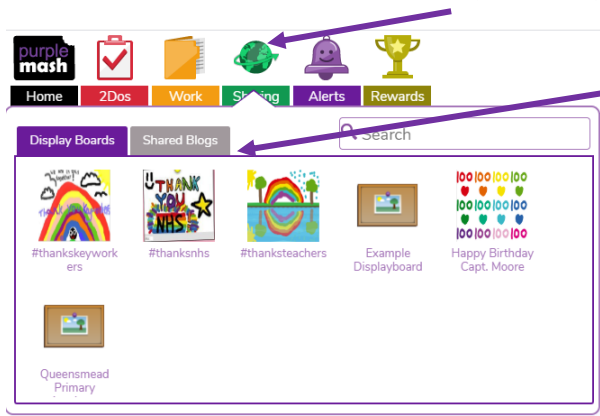
Purple Mash Challenge



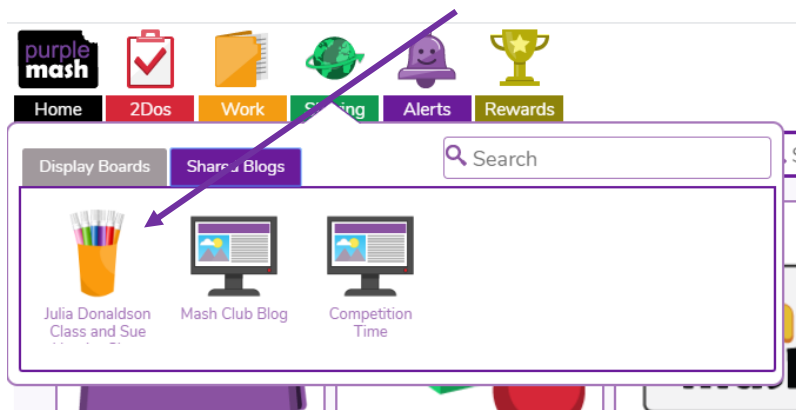
To post a message on the F2 Blog.

Step One - Log into Purple Mash.

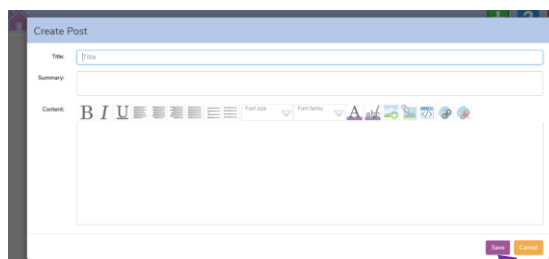

Step Two - Click on the 'Sharing' icon (green globe) and then click on 'Shared Blogs'.



Step Three - Click on the pencil pot- 'Julia Donaldson Class and Sue Hendra Class'.



Step Four - To create a 'post' click on the green square icon with a white cross and then begin typing, drawing etc...



Step Five - Once you have finished your post, click on the save button. Your post will be added to the F2 Blog for all your friends and teachers to see.

Step Six - Next time you log into Purple Mash check your 'Alerts' see if anyone has responded to your post.

