

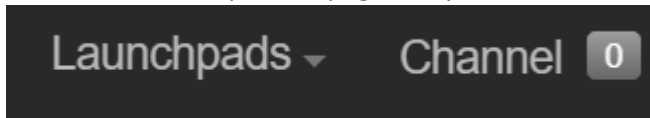
How to access Teams and Airhead.

- Visit gat.airhead.io
- Log in using the password given to you by school.

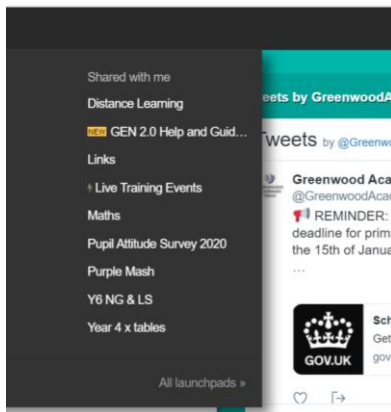

Your username is the email address

And your password is underneath- Please contact school if you do not have these resources


- Now look at the top of the page and you should see the word Launch Pad



- Click this and a menu will appear




- You should then see a launchpad that has been shared with the pupils named after their class.



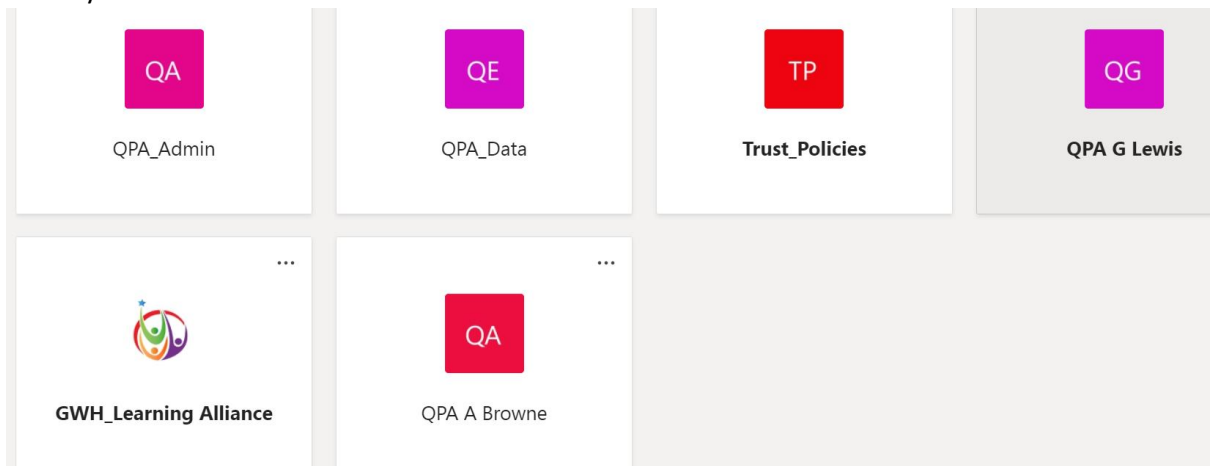
- Then click the relevant links

Microsoft Teams

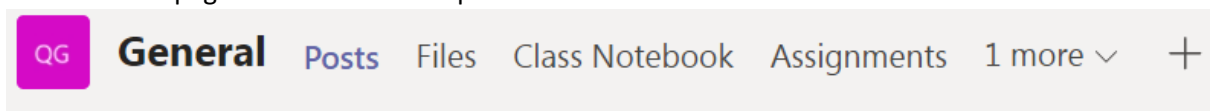
- Select Teams



- Select your class team



- You will see a page with this on the top



- Posts- Is a chat feature to ask questions for your teacher to answer or post pictures of work.
- Class Notebook- You child may be asked to complete worksheets in their notebook this has different sections for: Maths, English, Theme and Computing.
- Please make sure that children are not using the post section to chat to friends, this is for work related conversation and posting Live Lesson Links